



Who, What, Where.

The Definitive Guide to Global
Silicon Valey





Fast Facts

- \$492 Billion in venture capital (VC) investment in 2022
- \$262 Billion in Americas, \$245 Billion in the US
- \$110 Billion in Europe, Middle East, and Africa
- \$120 Billion in Asia and Oceania
- 8% CAGR 2018-2022 of global VC funding
- 1094 Unicorns created 2021-2022, 39 Unicorns created 2003-2013
- 25% of global population 18-34 years old
- 38% of US with bachelor's degree or higher
- 6.7% of Global population with bachelor's degree or higher
- Canada, Russia, and Japan have highest percent of population with tertiary education

Fast Facts



- 52% of College students around the world want to be entrepreneurs
- 2/3 of Unicorns in the US founded by 1st or 2nd generation immigrants
- 582 Million Entrepreneurs around the world
- Atlanta, Dallas, and Chicago Airports are the busiest in the world
- Dubai, London Heathrow, and Amsterdam have the most international travelers in the world
- Amsterdam, Copenhagen, and Munich have the highest English proficiency rates (among cities in the rankings)
- Hong Kong, Zurich, and Stockholm have the highest ranked public transit systems
- UAE, Ireland, Hong Kong, and Singapore have lowest corporate tax rates


History of Silicon Valley: Early 20th Century



- US Navy and Department of Defense had an established presence in the San Francisco Bay Area at the beginning of the 20th Century
- The first radio station was started in 1909 in San Jose
- Federal Telegraph Corporation created in 1909, signed contract with Navy in 1912

History of Silicon Valley: 1930-1950s

- 1939: Stanford graduates Bill Hewlett and David Packard founded HP in their garage
- 1946: Frederick Terman, dean of Stanford's school of engineering, during his tenure encouraged students and alumni to start their own companies
- 1951: Terman leads the creation of Stanford Research Park
- During his tenure, HP, Kodak, General Electric, and Lockheed were housed in the Research Park





MOUNTAIN VIEW, CALIFORNIA
Shockley Semiconductor Laboratory

History of Silicon Valley: 1950s-1970s

William Shockley moves to the west coast to found Shockley Semiconductor Laboratory - believed silicon was the future

1956

Douglas Engelbart launches the "mouse" which he developed with funding from DARPA, NASA, and the Air Force

1968

Robert Noyce and Gordon Moore, two employees from Fairchild Semiconductor, which split from Shockley, founded Intel 1968

1968

Sequoia Capital and Kleiner Perkins founded on Sand Hill Road

1972

History of Silicon Valley: 1980s-2000

- 1980: Apple launches its IPO at a \$1.3 Billion valuation
- 1990: Tim Berners-Lee invents the WorldWideWeb, HyperText Transfer Protocol (HTTP), and HyperText Markup Language (HTML)
- 1994: Amazon founded by Jeff Bezos
- 1995: eBay and Craigslist founded by Pierre Omidyar and Craig Newmark respectively
- 1998: PayPal founded as Confinity by Peter Thiel, Ken Howery, Max Levchin, Luke Nosek, and Yu Pan



**2012: 68% of VC
funding in the US**

2022: 51% of VC

outside the US



Factors

1. Lagging Indicators: VC Funding, Deals, Exits, Unicorns
2. Leading Indicators: Population between 18-34, Presence of Universities and number of college students, access to government funding
3. Other factors: Needs to be somewhere people want to live, great restaurants, outdoor life, arts scene, nightlife

Top 50 Cities for Startups



#1 Silicon Valley Bay Area

Population: 8 Million

- \$74.9 Billion in VC funding 2022
- 3274 Deals, 472 Exits
- 233 Unicorns 2021-2022
- 34% of Population 18-34
- Top Angels: Gokul Rajaram, Elad Gil, Balaji Srinivasan
- Top VCs: Sequoia, Andreessen Horowitz, Accel, Kleiner Perkins
- Key Industries: Life Sciences, Fintech, AI & Big Data
- Top Accelerators: Y Combinator
- 59.5% of Population has a bachelor's degree
- 15% of Global VC funding in the Bay Area
- Close driving proximity to Napa Valley, Lake Tahoe, Yosemite, Beaches



#2 New York

Population: 20 Million

- \$30.5 Billion in VC funding
- 2045 Deals, 286 Exits
- 115 Unicorns 2021-2022
- 28% of Population 18-34
- Top Angels: Kishore Ganji, Scott Belsky, Nathaniel Turner
- Top VCs: FJ Labs, 10X Capital, Greycroft, Thrive, Union Square Ventures, General Atlantic
- Key Industries: AI & Big Data, Life Sciences, Cleantech
- Top Universities: Columbia, NYU
- Leading Financial Center in the World
- New York Ventures: \$100M state run VC fund for seed and Series A investment in NY State
- 65 Michelin Starred Restaurants (Most in US)



#3 London



Population: 15 Million

- \$22.4 Billion in VC funding 2022
- 2092 Deals, 344 Exits
- 40 Unicorns 2021-2022
- 23% of Population 18-34
- Top Angels: Chris Adelsbach, William Neale, Paul Forster
- Top VCs: Index Ventures, Balderton Capital, Northzone
- Key Industries: Fintech, AI & Big Data, Cleantech
- 37% of population born outside UK
- 3500 Pubs in London
 - 1 Pub per 2500 people
- Seed Enterprise and Enterprise Investment Scheme (SEIS, EIS)
 - SEIS: 50% income tax relief on investments, capital gains exemption, 50% capital gains reinvestment relief, inheritance tax exemption
 - EIS: 30% income tax relief, capital gains exemption, inheritance tax exemption



How did Brexit Impact the UK?



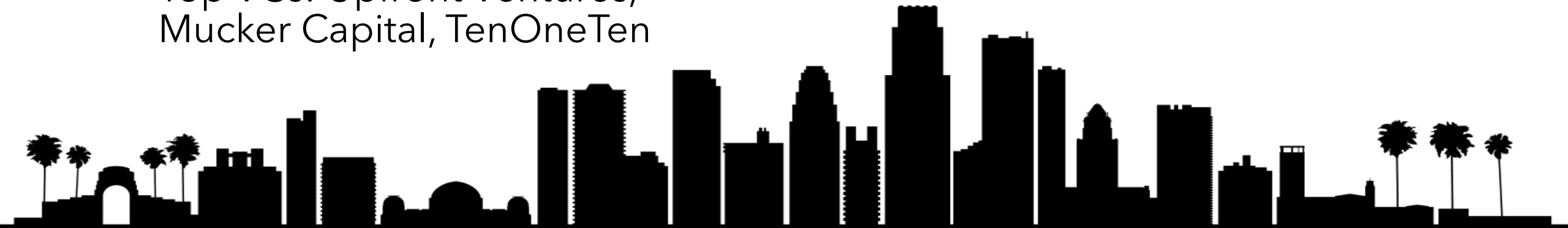
Location	2016	2020	2022	CAGR (2016-2022)	CAGR (2020-2022)
United Kingdom	\$9	\$17	\$32	23%	35%
World	\$198	\$354	\$492	16%	18%
Europe	\$23	\$49	\$98	27%	41%

(\$ in Billions)

#4 Los Angeles

Population: 13 Million

- \$19.4 Billion in VC funding 2022
- 1225 Deals, 358 Exits
- 37 Unicorns 2021-2022
- 28% of Population 18-34
- Top Angels: Lachy Groom, Justin Mateen, Peter Thiel
- Top VCs: Upfront Ventures, Mucker Capital, TenOneTen
- Key Industries: Life Sciences, Gaming, Cleantech
- 970,000 College Students
- 75 Miles of Beachfront
- Average daily high: 75°F





#4.5 San Diego



Population: 3 Million



- \$4.5 Billion in VC Funding
- 280 Deals, 83 Exits
- 11 Unicorns
- 30% of Population 18-34
- Top Angels: Ashby Monk, Amy Chang, Howard Lindzon
- Top VCs: Avalon Ventures, Tech Coast Angels, Torrey Pines Ventures
- Key Industries: Life Sciences, Cleantech, AI & Big Data
- UC Sand Diego provides top talent to the area
- 70+ Miles of Coastline
- 15% of Population are veterans

#5 Boston + Cambridge

Population: 5 Million

- \$21 Billion in VC funding
- 951 Deals, 249 Exits
- 41 Unicorns 2021-2022
- 35% of Population 18-34
- Top Angels: Kevin O'Leary, Calvin French-Owen, Nitesh Banta
- Top VCs: Alumni Ventures, General Catalyst, Battery Ventures
- Top industries: Healthcare, biotech, finance and insurance
- 11 top 500 universities including Harvard and MIT
- 56% of Population with Bachelor's degree
- Fenway Park: Oldest in the US
- North End: Restaurant District
- Close to: Beaches and Mountains



#6 Bangalore

Population: 14 Million




- \$11.2 Billion in VC funding
- 700 Deals, 74 Exits
- 22 Unicorns 2021-2022
- 32% of Population 18-34
- Top Angels: Kunal Shah, Abhishek Goyal, Shashank Kumar
- Top VCs: Blume, Accel India, Kalaari Capital
- Key Industries: Fintech, Life Sciences, Cleantech
- Popular Pub & Microbrewery Scene
- Startup Hub in India
- 3000 feet above sea level: Nice weather year-round



#7 Tel Aviv

Population: 4 Million

- \$7.2 Billion in VC funding
- 502 Deals, 54 Exits
- 20 Unicorns 2021-2022
- 28% of Population 18-34
- Top Angels: Marius Nacht, Ariel Maislos, Sholo Kramer
- Top VCs: OurCrowd, Aleph, Pitango
- Key Industries: AI & Big Data, Cybersecurity, Fintech
- Highest percent of GDP invested in R&D in the world
- Tel Aviv University has produced the most startups outside of the US
- Located on the Mediterranean Coast



#8 Austin

Population: 2 Million



- \$5.3 Billion in VC funding
- 419 Deals, 81 Exits
- 14 Unicorns 2021-2022
- 33.8% of Population 18-34
- Top Angels: Brett Hurt, Alexander MacCaw, Matthew McKibbin
- Top VCs: 8VC, Sapphire Ventures, Breyer Capital
- Key Industries: Cleantech, Life Sciences, Fintech
- Famous Barbecue
- Vibrant Live Music Scene
- Growing Comedy Scene
- Large social events such as ACL and Formula One.



#9 Abu Dhabi + Dubai

Population: 6 Million



- \$3 Billion in VC funding
- 260 Deals, 45 Exits
- 15 Unicorns 2021-2022
- 34% of Population 18-34
- Top Angels: Rahul Mehta, Prashant Malik, Musaab Hakami
- Top VCs: VentureSouq, Morningstar Ventures, Wamda Capital
- Key Industries: AI, Agtech, Cleantech
- 6-hour flight to 2/3rds of world's population
- Capital of Capital: \$225 Million per day from oil exports
- \$1.6 Trillion Sovereign Wealth Funds
- G42: Government backed AI research hub
- Hub 71: Incubator and accelerator backed by UAE Government



#10 Paris

Population: 13 Million

- \$11.4 Billion in VC funding
- 830 deals, 216 Exits
- 18 Unicorns 2021-2022
- 25% of Population 18-34
- Top Angels: Sebastian Borget, Xavier Niel, Chris Schagen
- Top VCs: Partech, Elaia, Ventech
- Key Industries: Fintech, Cleantech, AI & Big Data
- Tax Benefits for startups: Exemption from payroll and property taxes. Tax credit for 30% of R&D Expenses
- Station F: Largest Incubator in the World
- Most visited city: 44 Million tourist in 2022
- Global Cultural Hub for all things creative





#11 Berlin

Population: 6 Million

- \$5.7 Billion in VC funding
- 567 Deals, 80 Exits
- 20 Unicorns 2021-2022
- 25% of Population 18-34
- Top Angels: Charles Songhurst, Maximilian Tayenthal, Lukasz Gadowski
- Top VCs: Earlybird VC, Point Nine Capital, Project A
- Key Industries: Fintech, AI & Big Data, Cleantech
- Berlin Tech Visa
- Lower cost of living than London, Paris, Copenhagen, Dublin
- 46% of the city is greenspace

#12 Miami

Population: 6 Million



- \$5.9 Billion in VC Funding
- 403 Deals, 138 Exits
- 11 Unicorns 2021-2022
- 29% of Population 18-34
- Top Angels: Edward Lando, Jeffery Brown, Ashley Flucas
- Top VCs: Founders Fund, Pareto Holdings, The Venture City, Krillion Ventures
- Key Industries: Fintech, Crypto/Blockchain, Cleantech
- 24% 5-year CAGR; US: 10% CAGR
- 54% of Population Foreign Born
- 1200 Multinational companies' HQ of Latin American Operations
- MIA: 43% of US flights to Latin America
- 0% State Income Tax
- 2 of the Forbes Top 10 Highest Earning Nightclubs in Miami (7 are in Las Vegas)

#14 Singapore

Population: 5 Million



- \$7.7 Billion in VC Funding
- 515 Deals, 72 Exits
- 13 Unicorns 2021-2022
- 27% of Population 18-34
- Top Angels: Ramakant Sharma, Binny Bansal, Amrish Rau
- Top VCs: Antler, East Ventures, Golden Gate Ventures, Jungle Ventures
- Key Industries: Life Sciences, AI & Big Data, Agtech
- No Capital Gains Tax
- #1 Airport in the world
- Top ranked public transit system
- Fastest walkers in the world
- Cleanest city in the world

#15 Washington, DC + Baltimore

Population: 10 Million

- \$5.2 Billion in VC Funding
- 409 Deals, 173 Exits
- 25 Unicorns in 2021-2022
- 31% of Population 18-34
- Top Angels: Serena Williams, Oleg Naydonov, Lane Bess
- Top VCs: New Enterprise Associates, Revolution, QED Investors
- Key Industries: Cybersecurity, Life Sciences, Edtech
- 61% of Adults have a bachelor's degree
- Data Center Hub: 70% of Internet traffic goes through NOVA
- Government Investment Funds: DARPA, NSF, IQT

#16 Sao Paulo

Population: 22 Million



- \$3.5 Billion in VC Funding
- 422 Deals, 129 Exits
- 6 Unicorns 2021-2022
- 27% of Population 18-34
- Top Angels: Brian Requarth, Ariel Lambrecht, David Osorno
- Top VCs: Bossanova Investimentos, Monashees, Canary
- Key Industries: Fintech, Edtech, Agtech
- Larger GDP than Argentina, Chile, Paraguay, Uruguay, and Bolivia combined
- Google Campus hosts coworking space and accelerator for startups
- Largest Japanese population outside of Japan
- Brazil is the 2nd Highest recipient of FDI behind the US 2023

#17 Dallas-Fort Worth

Population: 8 Million



- \$2.4 Billion in VC funding
- 216 Deals, 161 Exits
- 10 Unicorns 2021-2022
- 27% of Population 18-34
- Top Angels: Mark Cuban, Kevin Moore, Brian Norgard
- Top VCs: Highland Capital Partners, Perot Jain, Green Park & Golf Ventures
- Key Industries: Life Sciences, Fintech
- 0% Texas State Income Tax
- Texas State Fair - Largest in the US
- 5 Professional Sports Teams
- DFW: 2nd Busiest Airport in the World

#18 New Delhi

Population: 23 Million



- \$3.9 Billion in VC Funding
- 524 Deals, 57 exits
- 12 Unicorns in 2021-2022
- 37% of Population 18-34
- Top Angels: Varun Alagh, Kunal Bahl, Rohit Bansal
- Top VCs: Titan Capital, Peak XV, Elevation Capital
- Key Industries: Fintech, Edtech, IT Services
- Most New Startups in India 2019-2021: 5000+
- Developed Public Transit System
- Delhi startup policy: Reimbursement for 50% of rent, support for operational/employee costs, up to 50% reimbursement for internet and software

#19 Stockholm

Population: 2 Million

- \$5.1 Billion in VC Funding
- 315 Deals, 77 Exits
- 13 Unicorns 2021-2022
- 28% of Population 18-34
- Top Angels: Sophia Bendz, Hampus Jakobsson, Simon Josefsson
- Top VCs: Creandum, EQT Ventures, Northzone
- Key Industries: Cleantech, Fintech, Life Sciences
- 1990s Policy: Computer in Every Home
- Famous Unicorns: Skype, Spotify, Klarna
- 74% 3 Year Survival Rate
- Top ranked public transit system
- Outdoor life

#20 Mumbai

Population: 23 Million

- \$2.8 Billion in VC Funding
- 331 Deals, 51 Exits
- 11 Unicorns 2021-2022
- 33% of Population 18-34
- Top Angels: Anupam Mittal, Aman Gupta, Archana Priyadarshini
- Top VCs: Blume Ventures, Matrix Partners India, Nexus Venture Partners
- Key Industries: Fintech, Ecommerce, AI & Big Data
- Financial Hub of India
- High level of English proficiency
- 1/3rd of India's billionaires live in Mumbai, 3x the amount in Bangalore or New Delhi
- Bollywood: Most productive movie industry in the world

#21 Amsterdam

Population: 1 Million

- \$2.1 Billion in VC Funding
- 300 Deals, 90 Exits
- 6 Unicorns in 2021-2022
- 25% of Population 18-34
- Top Angels: Pjotr van Schothorst, Micha Hernandez van Leuffen, Paul Veugen
- Top VCs: HenQ, Prime Ventures, Inkef Captial
- Key Industries: Fintech, Life Sciences, AI & Big Data
- Startup Visa
- 60 Miles of Canals
- Bike Friendly City: 500 Miles of Bike Lanes
- English as an official language

#21 Beijing

Population: 22 Million



- \$9.7 Billion in VC Funding
- 425 Deals, 12 Exits
- 19 Unicorns 2021-2022
- 22% of Population 18-34
- Top Angels: Daniel Hu, Heung Shum, Gang Mai
- Top VCs: Sequoia Capital China, IDG Capital, ZhenFund
- Key Industries: AI & Big Data, Life Sciences, Fintech
- Access to hyper financing from government
- Huairou Science City

#22 Denver + Boulder

Population: 3 Million



- \$5.1 Billion in VC funding
- 319 Deals, 130 Exits
- 13 Unicorns 2021-2022
- 31% of Population 18-34
- Top Angels: Manik Gupta, Zach Kanter, Daniel Graf
- Top VCs: Foundry Group, Grotech Ventures, Frontier Venture Capital
- Key Industries: Cleantech, Life Sciences, Technology
- Affordable cost of living + office space
- Governor is Co-founder of Techstars
- 53% of Population with Bachelor's degree
- Popular for access to outdoor life

#23 Salt Lake City

Population: 1 Million



- \$2.2 Billion in VC Funding
- 178 Deals, 48 Exits
- 9 Unicorns 2021-2022
- 26% of Population 18-34
- Top Angels: Jeremy Andrus, Mark Levinthal, Christopher Gibson
- Top VCs: Signal Peak Ventures, Pelion Venture Partners, EPIC Ventures
- Key Industries: Proptech, Fintech, Life Sciences
- Low Cost of Living & Office Space
- R&D Tax Credit System
- Proximity to Top Ski Destinations: 45 minutes to Park City

#24 Chicago

Population: 9 Million



- \$7 Billion in VC Funding
- 423 deals, 213 exits
- 19 Unicorns 2021-2022
- 27% of Population 18-34
- Top Angels: Lori Greiner, James Park, Peter Rahal
- Top VCs: Hyde Park Ventures, Chicago Ventures, MATH Ventures
- Key Industries: Life Sciences, Agtech, AI & Big Data
- Lower cost of living than LA and NY
- 1871 Incubator
- Center for Innovation in the Midwest
- Lake Michigan

#25 Toronto-Waterloo

Population: 6 Million



- \$2.8 Billion in VC Funding
- 271 Deals, 121 Exits
- 14 Unicorns 2021-2022
- 23% of Population 18-34
- Top Angels: Trevor Koverko, Chris Ye, Robert Herjavec
- Top VCs: GarageCapital, Pioneer Fund, Loyal VC
- Key Industries: AI & Big Data, Fintech, Life Sciences
- 3rd most tech workers in North America
- 2 US Sports Teams: Raptors & Blue Jays
- Less than 2hr flight to: New York, Boston, DC, Chicago, Philadelphia, Nashville

#26 Seoul —

Population: 26 Million

- \$9.5 Billion in VC Funding
- 791 Deals, 17 Exits
- 9 Unicorns 2021-2022
- 24% of Population 18-34
- Top Angels: Seung Lee, Anthony Yoon, Jason Child
- Top VCs: Korea Investment Partners, Altos Ventures, Seoul Investment Partners
- Key Industries: Life Sciences, Gaming, Advanced Manufacturing
- Home to Samsung, LG, and Hyundai HQ
- Korea is 6th Largest spender in R&D, 3rd in % of GDP
- Korea: 2nd highest % of population with a bachelor's degree in the world



#27 Atlanta

Population: 6 Million

- \$1.8 Billion in VC Funding
- 226 deals, 51 exits
- 7 Unicorns 2021-2022
- 32% of Population 18-34
- Top Angels: Thomas Noonan, Guillaume Cabane, Peter Kight
- Top VCs: Tech Square Ventures, BIP Ventures, Knoll Ventures
- Key Industries: Life Sciences, Fintech, Cleantech
- Atlanta Tech Village: Co-working/mentorship space
- "Transaction Alley:" 70% of US debit and credit transactions processed through Atlanta
- 56% of Population with Bachelors degree
- ATL: Busiest Airport in the World

#28 Tokyo

Population: 37 Million



- \$3.1 Billion in VC Funding
- 621 Deals, 121 Exits
- 3 Unicorns 2021-2022
- 24% of Population 18-34
- Top Angels: Nobuhiro Ariyasu, Yu Akaska, Hidetoshi Takano
- Top VCs: Global Brain, SBI Investment, JAFSCO
- Key Industries: Fintech, Life Sciences, Advanced Manufacturing
- Tax Benefit: Companies can deduct 25% of share purchase in startup from taxable income
- Building Startup Hub modeled after Station F: Room for 1000 firms
- Japan: Highest % of population with bachelor's degree in the world
- Most Michelin Star Restaurants in the World (203)

#29 Seattle

Population: 4 Million



- \$7.6 Billion in VC Funding
- 414 Deals, 111 Exits
- 12 Unicorns 2021-2022
- 32% of Population 18-34
- Top Angels: Jeffery Wilke, Andrew Wilkinson, Jeff Bezos
- Top VCs: Madrona Venture Group, Maveron Capital, Ignition Partners
- Key Industries: AI & Big Data, Life Sciences, Agtech
- 66% of Adult Population has a college degree
- Amazon, Boeing, Microsoft largest employers in Washington
- Amazing fishing and hiking areas

#30 Sydney

Population: 5 Million

- \$2.7 Billion in VC Funding
- 324 Deals, 71 Exits
- 4 Unicorns 2021-2022
- 24% of Population 18-34
- Top Angels: Kain Warwick, Kurt Bilafer, Jordan Momtazi
- Top VCs: Square Peg Capital, AirTree Ventures, Investible
- Key Industries: Fintech, Cleantech, Advanced Manufacturing
- Focus on Quantum Research
- Sydney Startup Hub: Sponsored by NSW Government Space for 500 startups
- 43% of the Population are immigrants
- Arts Scene

#31 Shanghai

Population: 29 Million



- \$5.1 Billion in VC Funding
- 349 Deals, 27 Exits
- 14 Unicorns 2021-2022
- 25% of Population 18-34
- Top Angels: George Godula, Tao Zhang, Alexandre Godvin
- Top VCs: Qiming Venture Partners, 5Y Capital, Gobi Partners
- Key Industries: AI & Big Data, Biotech, Gaming
- Financial Capital of China
- Largest Seaport in the World
- High English Literacy rate

#32 Dublin

Population: 1 Million



- \$1.4 Billion in VC funding
- 136 deals, 40 exits
- 5 Unicorns 2021-2022
- 21% of Population 18-34
- Top Angels: David Rowan, Chris Murphy, David Clarke
- Top VCs: Frontline Ventures, Act Venture Capital, Molten Ventures
- Key Industries: Life Sciences, Fintech, AI & Big Data
- Europe HQ: Google, Meta, Microsoft, Paypal
- ½ of Ireland's tax receipts come from 12 companies
- 12.5% Corporate Tax Rate
- 25% Tax Credit for R&D

#33 Shenzhen

Population: 13 Million



- \$5.5 Billion in VC Funding
- 201 Deals, 12 Exits
- 9 Unicorns 2021-2022
- 37% of Population 18-34
- Top Angels: Friedrich Neuman, Baris Aksoy, Lieven Danneels
- Top VCs: Shenzhen Capital Group, IDG Capital, Oriental Fortune Capital
- Key Industries: AI & Big Data, Fintech, Advanced Manufacturing
- 7% Funding CAGR vs -11% in China
- 15 Minute train ride connects Shenzhen and Hong Kong
- HQ Location of: Tencent, ZTE, Huawei

#33.5 Hong Kong

Population: 7 Million



- \$2.4 Billion in VC funding
- 174 Deals, 18 Exits
- 0 Unicorns 2021-2022
- 23% of Population 18-34
- Top Angels: Tom Stafford, Patrick Lee, Felipe Villamarin
- Top VCs: Vectr Ventures, Horizons Venture, MindWorks Ventures
- Key Industries: Fintech, eCommerce, Proptech
- Global Financial Hub
- 0% Capital Gains tax
- First \$250k of Income taxed at half of Corporate rate

#34 Jakarta



Population: 11 Million

- \$2.8 Billion in VC funding
- 257 Deals, 18 Exits
- 6 Unicorns 2021-2022
- 27% of Population 18-34
- Top Angels: Nipun Mehra, Abhinay Peddisetty, Kopi Kenangan
- Top VCs: AC Ventures, Alpha JWC Ventures, East Ventures
- Key Industries: e-commerce, transportation, fintech
- Indonesia has 4th Largest population
- Rapidly growing e-commerce industry: \$46 Billion by 2025

#35 Munich



Population: 6 Million

- \$2.6 Billion in VC funding
- 258 deals, 52 exits
- 6 Unicorns 2021-2022
- 25% of Population 18-34
- Top Angels: Carsten Thoma, Jochen Enger, Hanno Renner
- Top VCs: Target Global, HV Capital, Acton Capital
- Key Industries: Automotive, Advanced Manufacturing, Life Sciences
- HQ: Siemens, BMW, Adidas
- Google partnership with Technical University of Munich for AI, robotics, and machine learning research
- Oktoberfest

#36 Helsinki



Population: 1 Million

- \$1.8 Billion in VC funding
- 191 Deals, 53 Exits
- 3 Unicorns 2021-2022
- 23% of Population 18-34
- Top Angels: Ilkka Paananen, Ali Omar, Timo Soininen
- Top VCs: Inventure, Icebreaker.vc, Maki.vc
- Key Industries: Gaming, Life Sciences, AI & Big Data
- Slush Conference
- 90 Day Finn Program
- Finland ranked happiest country, 6 years in a row

#37 Nashville

Population: 2 Million



- \$985 Million in VC funding
- 67 Deals, 32 Exits
- 3 Unicorns 2021-2022
- 29% of Population 18-34
- Top Angels: Cameron Drummond, David Gilbert, Andy Roddick
- Top VCs: FINTOP Capital, FCA Venture Partners, Frist Cressy Ventures
- Key Industries: Entertainment, Life Sciences, Fintech
- 0% State Income Tax
- Oracle opened 8,500 employee campus in 2021
- 2020-2021: 14,000 Net Migration, 3rd highest rate
- 22% of new migrants are from California
- Live Music Scene

#38 Vancouver

Population: 3 Million



- \$1.2 Billion in VC funding
- 159 Deals, 54 Exits
- 10 Unicorns 2021-2022
- 24% of Population 18-34
- Top Angels: Stewart Butterfield, Ganesh Swami, Jack Newton
- Top VCs: Yaletown Partners, Version One Ventures, Vanedge Capital
- Key Industries: Gaming, entertainment, Cleantech
- British Columbia University and British Columbia Institute of Technology provide top talent
- Outdoor life and close to top ski destinations
- 45% of Vancouver's population is foreign born



#39 Barcelona —

Population: 6 Million

- \$1.6 Billion in VC funding
- 279 deals, 69 exits
- 3 Unicorn 2021-2022
- 22% of Population 18-34
- Top Angels: Carlos Blanco, Dídac Lee, Oscar Pierre
- Top VCs: Caixa Capital, Encomenda Smart Capital, Mundi Ventures
- Key Industries: Gaming, Life Sciences, Fintech
- Top Universities: Esade, IESE
- 22@ Technological District
- Vibrant Art Scene: Gaudí
- Open Air Markets

#40 Copenhagen

Population: 2 Million



- \$1 Billion in VC funding
- 167 Deals, 45 Exits
- 3 Unicorns 2021-2022
- 37% of Population 18-34
- Top Angels: Phillip Chambers, Michael Wax, Heini Zachariassen
- Top VCs: Heartcore Capital, byFounders, Seed Capital
- Key Industries: Cleantech, Lifesciences, Foodtech
- Innovation Fund Denmark
- Startup Denmark
- Excellent public transit, easily bikeable city
- Thriving Restaurant Scene
- 2nd Most Liveable City in the World

#41 Philadelphia

Population: 6 Million



- \$1.2 Billion in VC funding
- 140 Deals, 25 Exits
- 3 Unicorns 2021-2022
- 26% of Population 18-34
- Top Angels: Michael Vaughan, Michael Rubin, Gad Allon
- Top VCs: First Round Capital, Ben Franklin Technology Partners, Safeguard Scientifics
- Key Industries: Life Sciences, AI & Big Data, Advanced Manufacturing
- University City Science Center
- Top Universities: UPenn, Villanova, Temple
- 5 Professional Sports Teams
- Centrally located on the NE Corridor



#42 Phoenix

Population: 5 Million



- \$1.1 Billion in VC funding
- 132 Deals, 78 Exits
- 5 Unicorns 2021-2022
- 28% of Population 18-34
- Top Angels: Adam Bain, Thomas Peterson, Mario Martinez
- Top VCs: PHX Ventures, Social Leverage, Grayhawk Capital
- Key Industries: Life Sciences, Cleantech, Edtech
- ASU: Top Entrepreneurship Program
- Leading City in the US for FDI
- 200 Golf Courses and Waste Management Open
- Outdoor life

#43 Mexico City

Population: 21 Million



- \$968 Million in VC funding
- 155 Deals, 16 Exits
- 6 Unicorns 2021-2022
- 32% of Population 18-34
- Top Angels: Ricardo Weder, Courtney McColgan, Martin Schrimppff
- Top VCs: Angel Ventures Mexico, The Ark Fund, Nazca
- Key Industries: Fintech, Logistics, Agtech
- Most Populous City in North America
- Established Industrial Base and Growing Middle Class

#44 Research Triangle-Charlotte

Population: 2 Million



- \$3.9 Billion in VC funding
- 145 Deals, 96 Exits
- 6 Unicorns 2021-2022
- 26% of Population 18-34
- Top Angels: Ndamukong Suh, Scot Wingo, Sounil Yu
- Top VCs: Hatteras Venture Partners, RevTech Labs, Bull City Venture Partners
- Key Industries: Life Sciences, Fintech, Gaming
- Duke and UNC provide top talent to the region
- Apple is building a \$550 Million Dollar Campus
- Bank of America, Truist, Headquarters
- Charlotte: 2nd largest banking center in the US by total assets

#45 Lagos

Population: 22 Million

- \$752 Million in VC funding
- 177 Deals, 5 Exits
- 1 Unicorn 2021-2022
- 35% of Population 18-34
- Top Angels: Babatunde Ogundeyi, Shola Akinlade, Tayo Oviolu
- Top VCs: LoftyInc Capital Management, Ingressive Capital, EchoVC Partners
- Key Industries: Fintech, E-commerce, Agtech
- 77 People per hour internally migrating to Lagos in 2021
- Yaba Neighborhood Tech Hub: Located near University of Lagos, Yaba College of Technology, and Nigeria Institute of Medical Research
- 1 of 2 Microsoft African Development Centers

#46 Melbourne

Population: 5 Million



- \$965 Million in VC funding
- 234 deals, 66 exits
- 3 Unicorns 2021-2022
- 25% of Population 18-34
- Top Angels: Leigh Jasper, Rob Phillpot, Larry Diamond
- Top VCs: Artesian Capital Management, Blackbird Ventures, AirTree Ventures
- Key Industries: Life Sciences, Fintech, AI & Big Data
- U of Melbourne and Monash U provide top tech talent to the area
- Ranked 3rd Most liveable city 2023
- On track to be largest city in Australia by 2030

#47 Pittsburgh

Population: 2 Million



- \$507 Million in VC funding
- 102 Deals, 31 Exits
- 0 Unicorns 2021-2022
- 27% of Population 18-34
- Top Angels: Severin Hacker, André Heinz, Louis von Ahn
- Top VCs: Innovation Works, Reinforced Ventures, Magarac Ventures
- Key Industries: AI & Robotics, Advanced Manufacturing, Space
- Carnegie Mellon: Leading university for AI research
- \$63 Billion Federal Grant for AI research
- Professional Sports Teams



#48 Kuala Lumpur

Population: 8 Million

- \$677 Million in VC funding
 - 101 Deals, 17 Exits
 - 1 Unicorns 2021-2022
 - 25% of Population 18-34
 - Top Angels: Tim Marbach, Darren Lau, Chang Kee
 - Top VCs: RHL Ventures, Malaysia Venture Capital Management, 1337 Ventures
 - Key Industries: E-commerce, Fintech, Life Sciences
 - IBM partnered with Malyasia to establish center to develop Blockchain tech
 - Cultural influences from: UK, India, China
- 

#49 Bogota

Population: 12 Million



- \$871 Million in VC funding
- 89 Deals, 8 Exits
- 1 Unicorn 2021-2022
- 25% of Population 18-34
- Top Angels: Daniel Bilbao, Felipe Villamarin, Juan Ortega
- Top VCs: Opera Ventures, Irie Investments, Vertical Partners
- Key Industries: Fintech, E-commerce, Proptech
- 17% VC Funding CAGR 2018-2022
- Google, Facebook, Microsoft have offices
- Lower inflation rate and politically stable

#50 Nairobi

Population: 5 Million



- \$785 Million in VC funding
- 114 Deals, 7 Exits
- 0 Unicorns 2021-2022
- 32% of Population 18-34
- Top Angels: Justin Caldbeck, Matt Finick, Aaron Fu
- Top VCs: Village Africa, Savannah Fund, Novastar Ventures
- Key Industries: Fintech, Agtech, Proptech
- 37% VC Funding CAGR 2018-2022
- 1 of 2 Microsoft African Development Centers
- 1 of 7 Visa Innovation Centers (Dubai, SF, NY, Miami, London, and Singapore)

Top 10 Accelerators





Top Accelerators #1-2

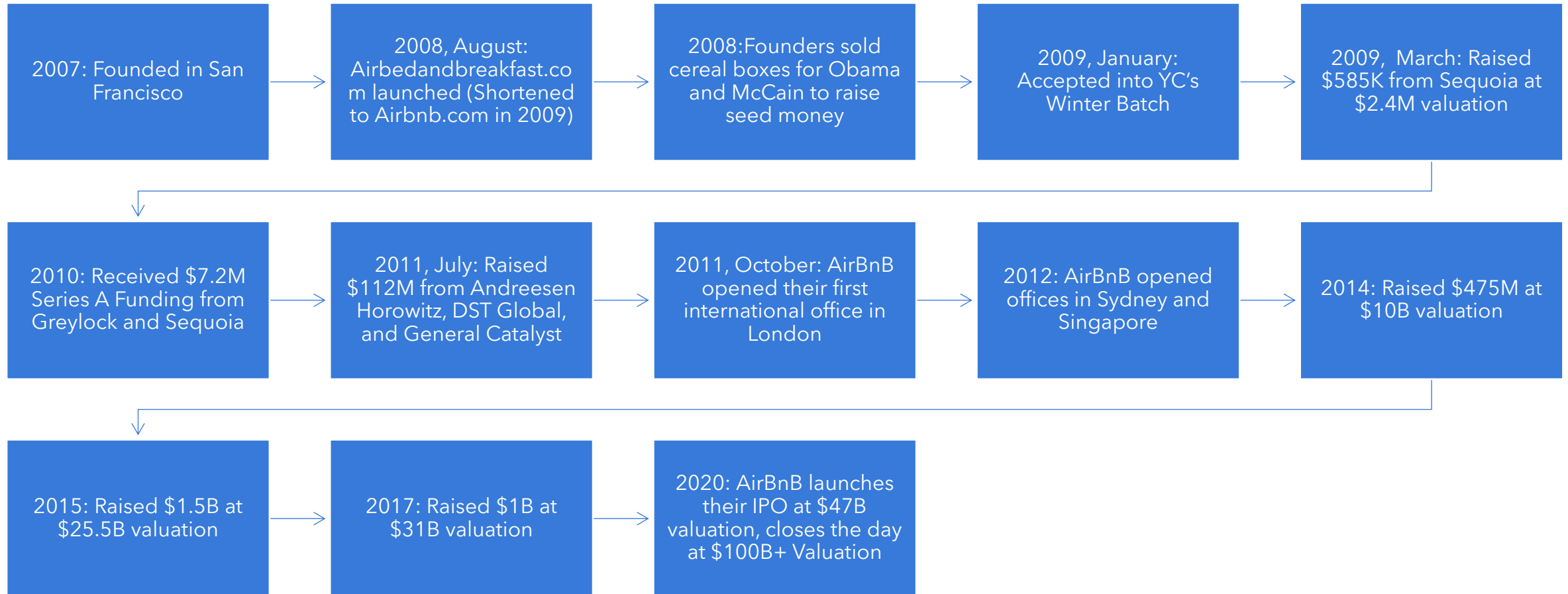
1) Y-Combinator

- 3-month program in San Francisco. 2 3-month sessions per year.
- Industry focus: Tech, ecommerce, seed-stage startups, and high-growth startups.
- Founders pitch to over 1,500+ investors and media on the YC Demo day
- Top Graduates: Airbnb, Dropbox, Coinbase, Twitch, Reddit, and Stripe
- Each participating company receives \$500k: a \$125k post-money safe in exchange for 7% equity and a \$375k investment on an uncapped safe.
- 5,449 investments, 494 exits.

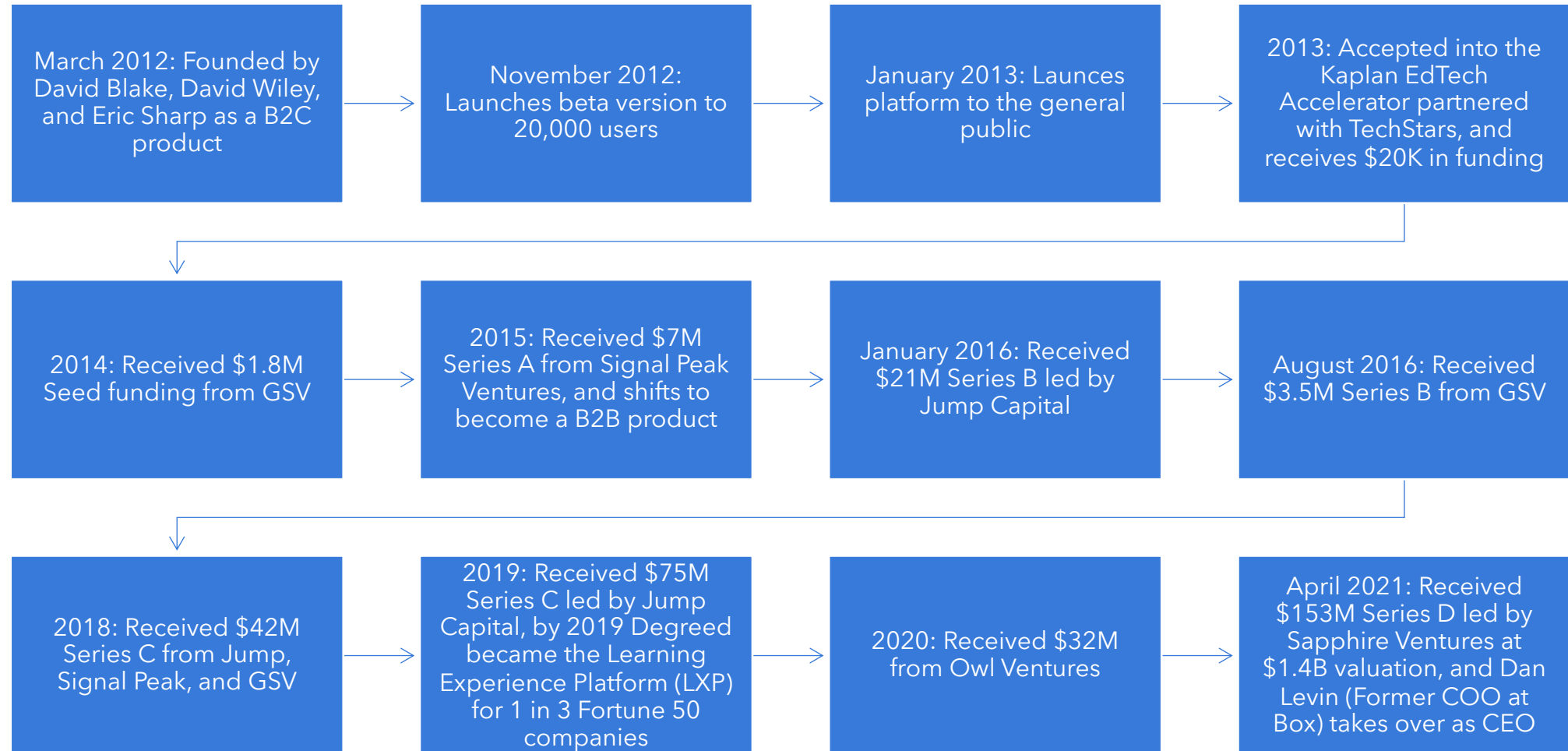
2) Techstars

- 3-month accelerator program held in 31 cities across 11 countries. Offers hybrid and online accelerators as well.
- Techstars has over \$96b in accumulated accelerator market cap and \$24.7b total funding given.
- They invest \$120,000 in exchange for 6% Full Diluted Capital Stock.
- 19 Techstars graduate companies are currently valued over \$1B including Degreed, DataRobot, Alloy, Chainalysis, and ClassPass.
- Largest pre-seed investor in the world.
- 5,536 investments, 434 exits.

Case Study: AirBnB



Case Study: Degreed





Top Accelerators #3-4

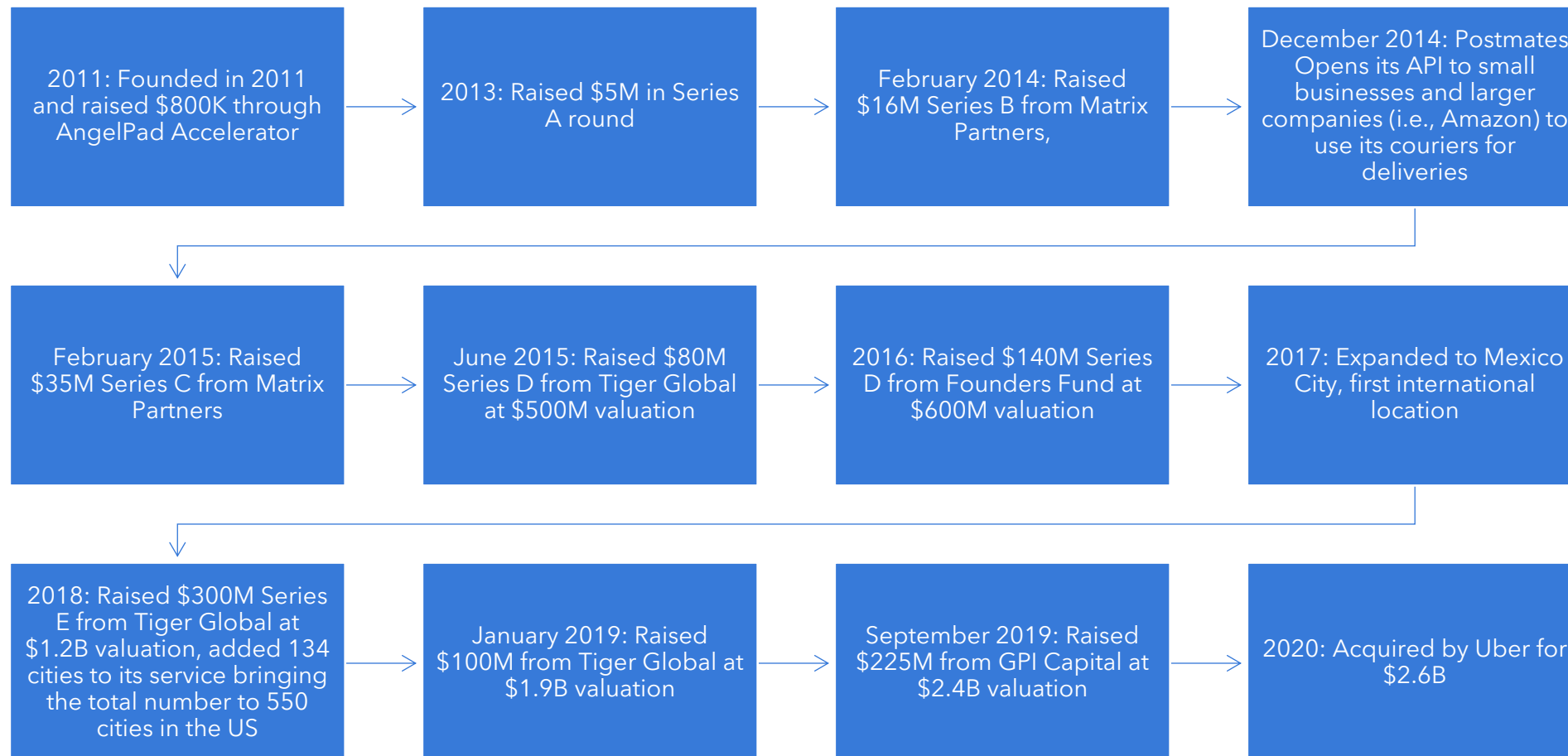
3) AngelPad

- 3-month accelerator program held in New York City and San Francisco.
- Ranked the #1 accelerator in the US by MIT's Seed Accelerator Benchmark since 2015.
- \$2.2b funding raised with a \$14m funding average per company. Companies also get access to \$300k in cloud credits from AWS, Google and Digital Ocean.
- Top graduates: Buffer, Postmates, MoPub, Opendoor, Cruise and Notion
- 183 investments, 40 exits

4) Plug and Play

- 12-week accelerator program located in 25 countries and 200 cities.
- \$25k-50k entry cost depending on location. They invest between \$25k-500k and typically asks for 6% or 8% equity.
- Plug and Play has raised over \$9b for its portfolio of companies, boasts over 300 VC investors in its ecosystem and 450+ corporate partners.
- Their network consists of 50,000 startups, 500+ world-leading corporations, and hundreds of venture capital firms, universities, and government agencies across multiple industries.
- Top graduates: Dropbox, Trulioo, Manscaped, Course Hero, Trubill, Shippo, ApplyBoard and Honey.
- 1,606 investments, 154 exits.

Case Study: Postmates **AngelPad**





Top Accelerators #5-6

- 5) 500 Global
- The flagship program is a 4-month program located in Palo Alto.
- Global Accelerators in: Canada, Israel, Egypt, Saudi Arabia, Cambodia, Taiwan and Japan.
- Top Graduates: Zoom, Canva, Grammarly, Grubhub, Doordash, Dropbox and Talkdesk
- 500 Global offers a \$150k investment in exchange for 6% equity.
- 3,061 investments, 359 exits

6) Mass Challenge

- 3-month accelerator program in these US cities: Austin, Boston, Houston, Dallas, and Rhode Island.
- 4-month accelerator programs in Jerusalem, Israel, Mexico City and Renes, Switzerland
- No entry cost, no equity taken and no investment from Mass Challenge
- Instead of upfront investment they offer a competition-based model to provide cash awards and other prizes to the top startups in the global network.
- Top Graduates: Blippar, Dataminr, Evidation Health, InVision, Kabbage, and Lending Club.
- 3,033 investments, 185 exits

Top Accelerators #7-8

7) Google for Startups

- They offer a wide variety of online, and in-person industry specific programs across 45 cities and 20 countries.
- Google for Startups typically offers each participating company \$100,000 in funding and a 6% equity stake.
- \$7.8b in funding raised in 2022. 200k jobs created from graduate companies.
- Top Graduates: Cruise, Oscar Health, Strava, Kabbage, Handsome, and Suvera
- 1,483 investments, 47 exits

8) Alchemist Accelerator

- 3-month accelerator programs based in San Francisco, Berlin and Bangalore.
- Alchemist Accelerator typically offers each participating company \$120,000 in funding and typically asks for a 6% equity stake. Participants also receive partner company credits and discounts worth over \$400k.
- Over \$2b in funding raised for participating companies. 52% of graduated companies receive additional funding.
- Top graduates: Doc.AI, Catalyst Health, Snyk, Cockroach Labs, Stream and Hopthru
- 576 investments, 52 exits



Top Accelerators #9-10

9) DreamIt Ventures

- 3-month accelerator program located in San Francisco, Tel Aviv, New York City, Boston, and Miami.
- DreamIt specializes in startups building transformative companies in Healthtech and Securetech.
- DreamIt Ventures typically invests \$120,000 in each company that participates in their accelerator in exchange for a 6% equity stake.
- Top graduates: LevelUp, SeatGeek, MoPub, Wellth, Octane, Redox, Eko, Tidal and Neuroflow
- 386 investments, 44 exits

10) NFX

- 4-month accelerator program in San Francisco.
- The NFX program is separated into 2 phases.
- Phase 1: This phase is focused on helping startups validate their product and business model. Startups participate in a series of workshops and receive one-on-one mentorship from NFX's team of experts.
- Phase 2: This phase is focused on helping startups raise their Series A round of funding. Startups participate in a series of investor pitches and receive guidance from NFX's team on how to best position their company for success.
- Top Graduates: Lyft, DoorDash, Trulia, Patreon, Marqeta, Honey Book, Global-E and Poshmark.
- 11 video Network Effects Masterclass free to everyone online
- 357 investments, 29 exits



Features of Great Accelerators

- Access to great mentors, especially ones specific to their industry
- Track record of success with an active alumni network
- Focus on making participants top tier communicators and improving pitch skills
- Access to top investors and media coverage
- Creating an environment that fosters creativity
- Access to sufficient funding

Top 10 Incubators





Top Incubators #1 & 2

1. Atlanta Tech Village

- Founded in 2013
- Incubated 300+ startups, \$2.1 Billion in capital raised
- Coworking spaces, phone and conference rooms, fitness area, common lounge areas
- Notable Alumni: Calendly, Bitpay, Salesloft, Bettercloud
- Per month membership fee

2. Fintech Innovation Lab

- Founded in 2010
- Located in New York, London, Hong Kong
- 270 Alumni Companies
- \$2.7 Billion VC Funding
- Partnered with top financial companies
- Top Alumni: Alloy, CB Insights

Top Incubators #3 & 4

3. Station F

- Founded in 2017
- Located in Paris
- Founders Program, Fighters, FemTech, Partner Programs with LVMH and Microsoft
- Private offices and desks
- Affordable housing available

4. Idealab

- Founded in 1996
- 150 companies created, 45 IPOs
- Identifies promising trends, builds a team around an idea, spins off into a separate company, and then provides mentorship
- Notable Alumni: Coinbase, Twilio



Top Incubators #5 & 6

5. Founder Institute

- Founded in 2009
- Based in Silicon Valley
- Chapters in 100 countries
- 6800 Alumni Companies
- \$1.75 Billion in VC funding
- Top Alumni: Udemy, Fightcamp

6. Cambridge Innovation Center

- Founded in 1999
- 700+ current companies
- Located in Cambridge, Boston, Philadelphia, Providence, St. Louis, Rotterdam, Warsaw, and Tokyo
- Coworking, private office, wet lab spaces, and additional amenities
- Notable Alumni: HubSpot



Top Incubators #6 & 7

6. DMZ

- Founded in 2010
- Located in Toronto
- 800 Alumni Companies
- \$2.5 Billion in VC Funding
- 18 Month Cohort for post-MVP startups, 2.5% equity
- Access to coaching, capital, professional services
- Notable Alumni: Super

7. Greentown Labs

- Founded in 2011, Houston location opened in 2021
- Located in Boston (125 Members) and Houston (100 Members)
- Focused on Cleantech
- Includes various lab spaces: electronics, prototyping, wet, electronics, and machine labs
- Per month membership fee

Top Incubators #9 & 10

9. MaRS

- Founded in 2008
- Located in Toronto
- 1400 Startups in their ecosystem
- \$10.6 Billion in capital raised
- Online workshop, workshops, online courses
- Office and event space available in Toronto

10. 1871

- Founded in 2012
- Located in Chicago
- 3.5 Billion raised in VC
- 17 Unicorns
- Early, Growth, and Corporate stage programs for virtual or in person participation
- Impressive Board: North American Head of Google for Startups

Top 10 Global Startup Conferences

- **TechCrunch- San Francisco**

September 19-21, 2023

- **Startup Grind Global Summit- Silicon Valley**

November 8-10, 2023

- **SXSW- Austin**

March 8-18, 2023

- **One Giant Leap- Riyadh**

October 19-21, 2023

- **Dublin Tech Summit- Dublin**

September 12-14, 2023

- **Slush- Helsinki**

November 14-16, 2023

- **Kick Start Europe- Amsterdam**

September 19-22, 2023

- **Next-Gen Summit- New York City**

September 26-28, 2023

- **Hub.Berlin Conference- Berlin**

October 12-13, 2023

- **4YFN-Barcelona**

February 21-23, 2023



Top 10 Mission/Impact Conferences

1. Aspen Ideas Conference

- March 11-14, 2024
- 2500 Attendees

2. B Corp Champions Retreat

- March 18-22, 2024, Vancouver

3. Skoll World Forum

- April 19-22, Oxford, UK
- 1,500 Attendees

4. Concordia Annual Summit

- September 18-20, 2023, New York
- 3,500 Attendees

5. Conscious Capitalism CEO Summit

- October 24-26, 2023, Austin
- 200+ CEOs, Presidents, and Founders



Top 10 Mission/Impact Conferences



6. Social Innovation Summit (US)

- June 6-7, 2023, Los Angeles
- 2,000 Attendees

7. Global Impact Investing Network

- October 4-5, 2023, Copenhagen
- 1,500 Attendees

8. SOCAP (SF)

- October 23-25, 2023
- 3,200 Attendees

9. ChangeNOW Summit (Paris)

- March 25-27, 2024
- 30,000 Attendees

10. Social Enterprise World Forum

- October 11-12, 2023, Amsterdam
- 2500 Attendees



Top 10 Edtech Conferences

- ASU+GSV Summit (San Diego)

- April 14-17, 2024
- 7,000 Attendants

- ISTE (US)

- June 23-26, 2024, Denver
- 16,500 Attendants

- SXSW EDU (Austin)

- March 4-7, 2024
- 13,000 Attendants

- BETT (London)

- Jan 24-26, 2024
- 34,000 Attendants

- Future of Education Tech Conference (US)

- January 23-26, 2024, Orlando
- 10,000 Attendants



Top 10 Edtech Conferences

- EdTechX Summit (London)
 - June 19-23, 2023
 - 5000 Attendees
- EduTECH Asia
 - November 7-9, 2023, Singapore
 - 8,000 Attendants
- BETT Brazil
 - April 23-26, 2024
 - 35,000 Attendees
- CoSN Conference (US)
 - April 8-10, 2024, Miami
 - 3,700 Attendants
- Edtech World Forum (London)
 - November 20-21
 - 200 delegates, 25 speakers
- Israel EdTech Week
 - October 22-26, 2023
 - 1,000 Attendees

Top 10 Venture Capital Investors by Unicorns Funded

1. Andreessen Horowitz (147)
2. Sequoia Capital (140)
3. Accel (108)
4. General Catalyst (91)
5. Lightspeed Ventures (89)

6. Sequoia Capital China (86)
7. DST Global (83)
8. Index Ventures (74)
9. Bessemer Ventures (59)
10. Founders Fund (54)



Top 10 Corporate Venture Capital by Unicorns Funded



1. Salesforce Ventures (81)
2. GV (53)
3. Tencent Investments (30)
4. Citi Ventures (26)
5. Coinbase Ventures (22)

6. Intel Capital (19)
7. Endeavor Catalyst (17)
8. Snowflake Ventures (17)
9. Eight Roads (16)
10. Dell Technologies Capital (13)



Top 10 Angel Investors by Unicorns funded

1. Elad Gil (18)
2. Lachy Groom (9)
3. Gokul Rajaram (8)
4. Daniel Gross (7)
5. Mark Cuban (7)
6. Sam Altman (7)
7. Jesse Robbins (6)
8. Todd Goldberg (6)
9. Mark Benioff (5)
10. Nat Friedman (5)



Top 10 Angel Investors by Total Investments

1. Mark Cuban (492)
2. Kevin Moore (377)
3. David McClure (342)
4. Naval Ravikant (340)
5. Kunal Shah (283)
6. Gokul Rajaram (250)
7. Timothy Draper (247)
8. Scott Belsky (241)
9. Elad Gil (225)



Top Celebrity Angel Investors by Investments

1. Ashton Kutcher: 119 (3)
2. Larry Fitzgerald: 29 (4)
3. Kevin Durant: 62 (4)
4. Andre Iguodala: 31 (4)
5. Jared Leto: 31 (2)

1. Leonardo DiCaprio: 29
2. Gwyneth Paltrow: 25 (1)
3. Steve Aoki: 25 (2)
4. Serena Williams: 24 (2)
5. Alex Rodriguez: 23 (1)

Top 10 Startup Industries

1. AI & Big Data (28.8%)
2. Fintech (16.2%)
3. Life Sciences (11%)
4. Advanced Manufacturing & Robotics (8.8%)
5. Blockchain (8.6%)

7. Cleantech (5.5%)
8. Cybersecurity (5.2%)
9. Edtech (4.5%)
10. Gaming (3.8%)
11. Agtech & Foodtech (3.5%)



10 Most Important Podcasts for Entrepreneurs

- All-in
- Lex Fridman Podcast
- Founders
- Masters of Scale
- Breakthrough Code
- Acquired
- How I Built This
- Invest like the Best
- Capital Allocators
- Logan Bartlett Show



10 Most important books for Entrepreneurs

- "Zero to One" - Peter Thiel
- "Start with Why" - Simon Sinek
- "Smarter Faster Better" - Charles Duhigg
- "The Lean Startup" - Eric Reis
- "Steve Jobs" - Walter Isaacson
- "Shoe Dog" - Phil Knight
- "The Alliance" - Reid Hoffman Et al.
- "The Hard Thing about Hard Things" - Ben Horowitz
- "Trillion Dollar Coach" - Eric Schmidt Et al.
- "The Art of the Start" - Guy Kawasaki



10 Best Entrepreneurs to follow on Twitter

- Dharmesh Shah
- Ben Horowitz
- Marc Andreessen
- Sam Altman
- Reid Hoffman
- Tony Robbins
- Mark Cuban
- Elon Musk
- Tim Ferriss
- Jack Dorsey



10 Most Inspirational Speeches

- Make Your Bed - Admiral William McRaven
- Pursuit of Happyness - Will Smith
- How to Live Before You Die - Steve Jobs
- 2014 MIU Commencement Speech - Jim Carrey
- Rocky Balboa Speech to his Son - Rocky Balboa
- Fail Forward - Denzel Washington
- The Fringe Benefits of Failure - J.K. Rowling
- A Deck of Cards - Ray Lewis
- 2014 USC Commencement Speech - Elon Musk
- Miracle on Ice Speech - Herb Brooks

Best Professors for Entrepreneurs/ Business

- Steve Blank - Stanford
 - "The Lean Startup"
- Noam Wasserman - Yeshiva
 - "The Founder's Dilemmas"
- Adam Grant - UPenn
 - "Give and Take"
- Rosabeth Moss Kanter - HBS
 - "Change Masters"
- Gregory Fairchild - UVA
- Michael Porter - HBS
 - "Competitive Strategy"
- Jeffrey Pfeffer - Stanford
 - "The Human Equation"
- Jeremy Siegel - UPenn
 - "Stocks for the Long Run"
- Leslie Charm - Babson
- Vijay Govindarajan - Dartmouth
 - "Reverse Innovation"



10 Online Courses for Entrepreneurs

- Entrepreneurship Essentials - Harvard Business School
- Startup School - Y Combinator
- Entrepreneurship Acceleration Program - Wharton
- Innovation: From Creativity to Entrepreneurship Specialization - Coursera
- The Essential Guide to Entrepreneurship - Guy Kawasaki
- Becoming an Entrepreneur - MIT Launch
- How to Build a Startup - Udacity
- Entrepreneurship Specialization - Wharton
- Entrepreneurial Operations: Launching a Startup - Babson College
- Entrepreneurship: Launching an Innovative Business Solution - Maryland



Notable Undercorns

- FTX: \$32B - \$1 M
- Theranos: \$10B - \$0
- Clover Health: \$7B - \$100M
- BlockFi: \$3.5B - \$250M
- Celsius Network: \$3B - \$0
- Quibi: \$1.8B - \$100M
- Pear Therapeutics: \$1.6B - \$420K
- IronNet Cyber Security: \$1.2B - \$16.5M
- Electric Last Mile Solutions: \$1.1B - \$0
- Tumblr: \$1B - \$3M



Silicons Around the World

- Silicon Plateau - Bangalore
- Silicon Alley - New York
- Silicon Beach - Los Angeles
- Silicon Hills - Austin
- Silicon Forest - Portland
- Silicon Peach - Atlanta
- Silicon Prairie - Dallas
- Silicon Slopes - Salt Lake
- Silicon Speedway - Indianapolis
- Silicon Valley Forge - Philadelphia
- Silicon Docks - Dublin
- Silicon Cape - Cape Town
- Silicon Lagoon - Lagos
- Silicon Savannah - Nairobi

Appendix





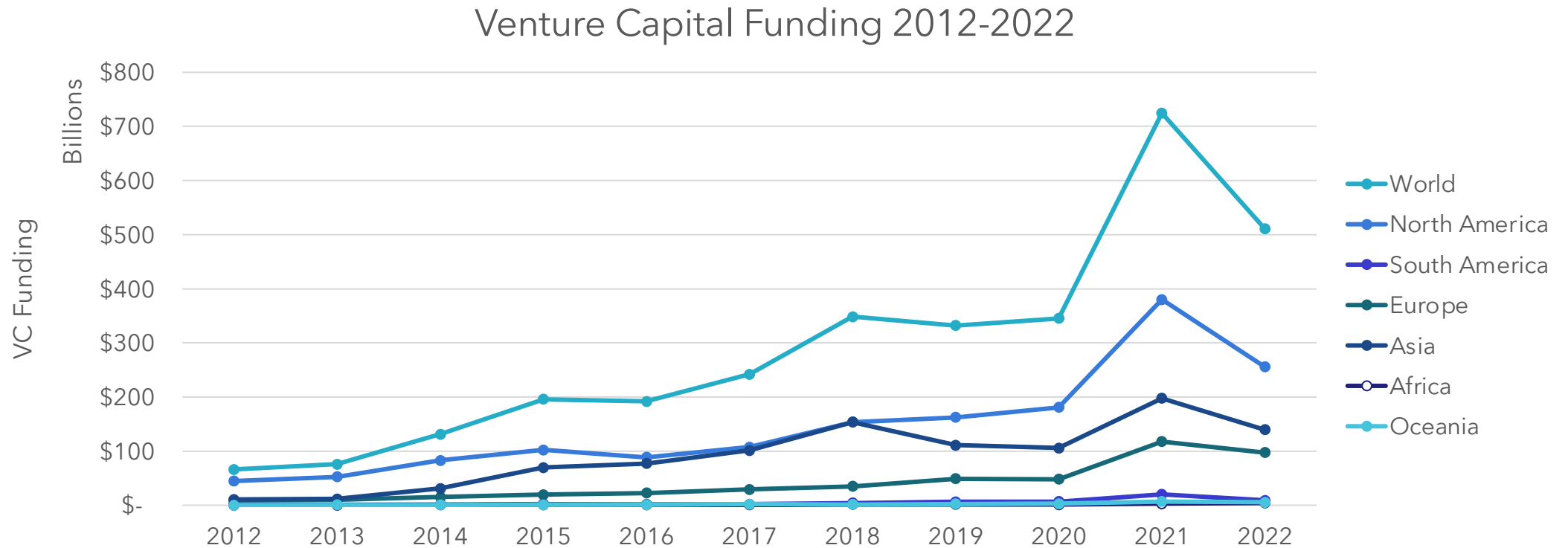
Sources for Top 50 City Data

- VC Funding, Deals, Exits, Unicorns: Dealroom.co
- Top 500 Universities: US News & World Report
- Top VC, Angels, Accelerator: Pitchbook
- Key Industries: Startup Genome GSER 2023

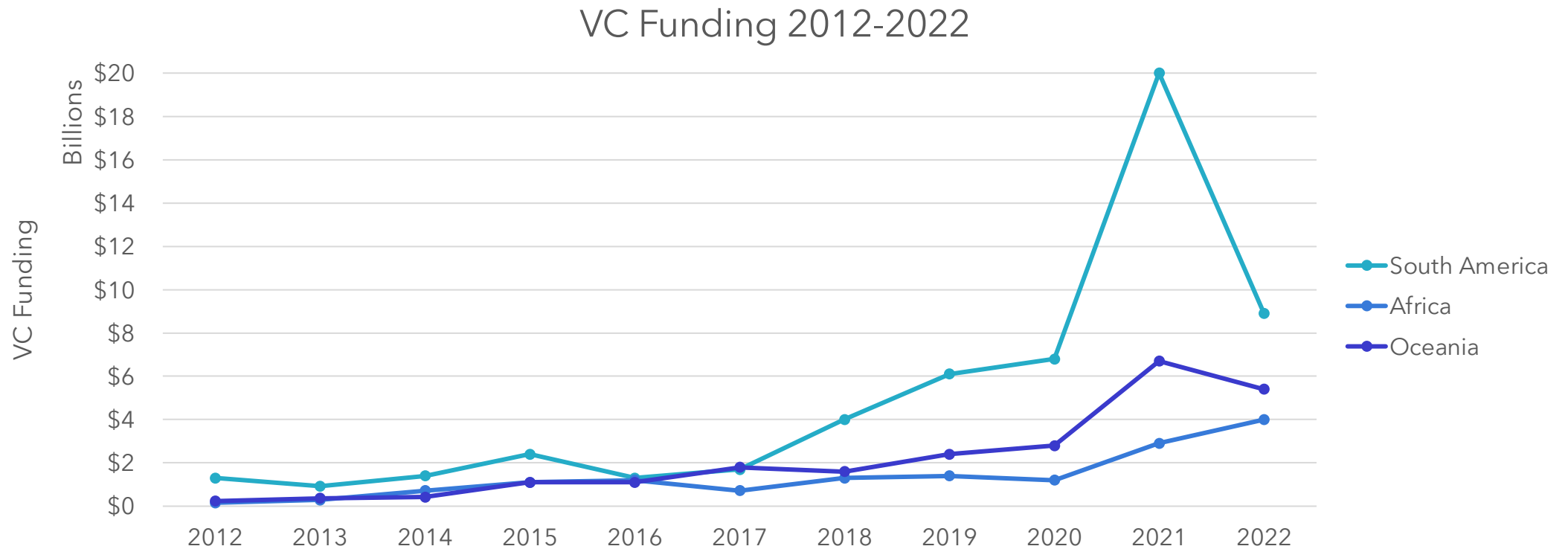
VC Funding by Country 2022

1. United States: \$245 Billion
2. China: \$60.3 Billion
3. United Kingdom: \$31.5 Billion
4. India: \$24.6 Billion
5. France: \$15.8 Billion
6. South Korea: \$15.1 Billion
7. Germany: \$12.1 Billion
8. Canada: \$11.1 Billion
9. Israel: \$8.3 Billion
10. Singapore: \$7.7 Billion
11. Sweden: \$5.8 Billion
12. Japan: \$5.1 Billion
13. Switzerland: \$5.1 Billion
14. Australia: \$4.9 Billion
15. Brazil: \$4.2 Billion
16. Indonesia: \$4.2 Billion
17. Netherlands: \$3.9 Billion
18. Spain: \$3.4 Billion
19. UAE: \$3 Billion
20. Hong Kong: \$2.3 Billion

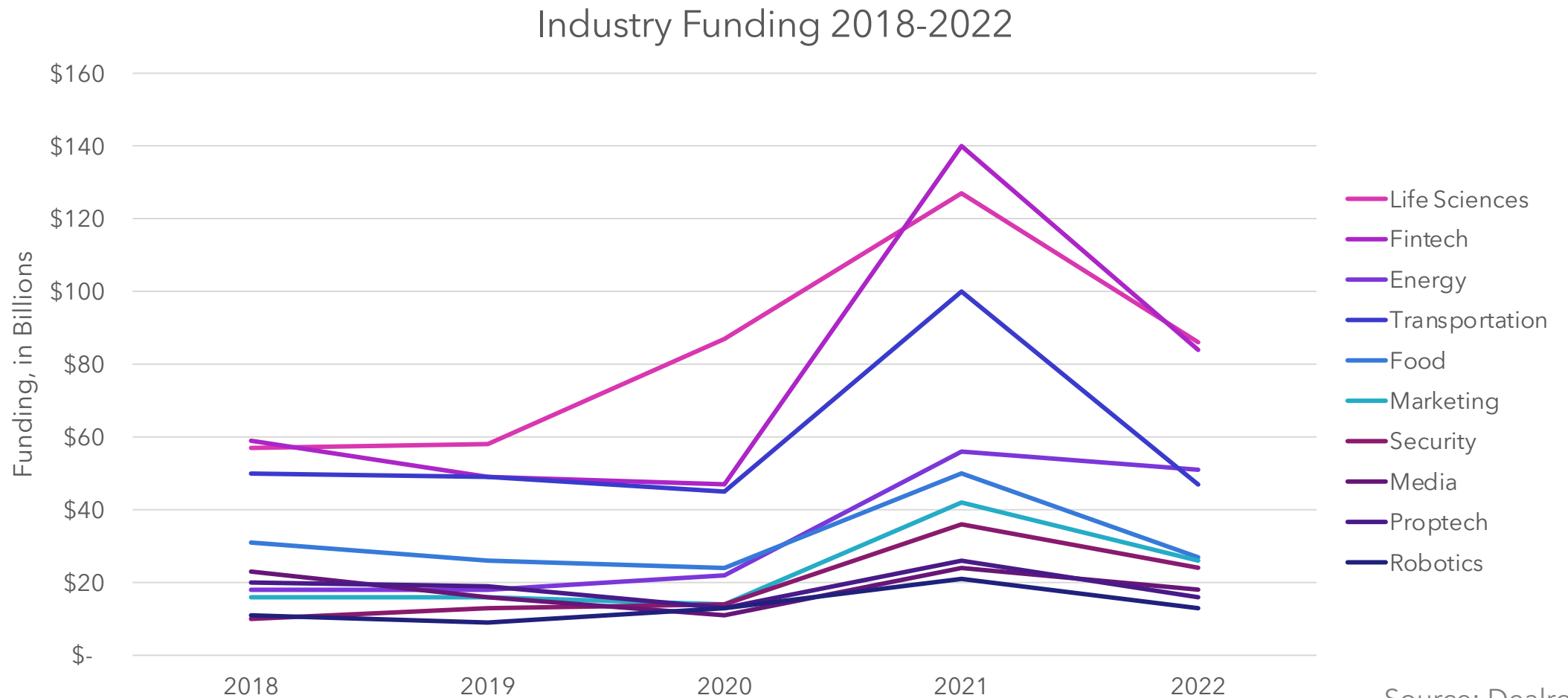
VC Funding Over Time Around the World



Venture Capital Funding Africa, South America, and Oceania



VC Funding by Industry 2018-2022





Percent of Population with a Bachelor's Degree

1. Japan: 34%
2. Korea: 33%
3. Lithuania: 30%
4. New Zealand: 29%
5. Ireland: 29%
6. Australia: 28%
7. United Kingdom: 26%
8. Greece: 25%
9. United States: 25%
10. Israel: 24%

Global Financial Center Index

1. New York
2. London
3. Hong Kong
4. San Francisco
5. Los Angeles
6. Shanghai
7. Chicago
8. Boston
9. Seoul
10. Washington, DC
11. Shenzhen
12. Beijing
13. Paris
14. Sydney
15. Amsterdam
16. Frankfurt
17. Munich
18. Luxembourg
19. Zurich
20. Tokyo
21. Dubai
22. Geneva
23. Copenhagen
24. Toronto
25. Berlin
26. Edinburgh
27. Melbourne
28. Minneapolis-St Paul
29. Atlanta
30. Stockholm

Infrastructure Rankings





Top Public Transit Systems

1. Hong Kong
2. Zurich
3. Stockholm
4. Singapore
5. Helsinki
6. Oslo
7. Tokyo
8. Paris
9. Berlin
10. London

Busiest Airports for International Travel

1. Dubai (DXB): 66 M
2. London (LHR): 58 M
3. Amsterdam (AMS): 52 M
4. Paris (CDG): 52 M
5. Istanbul (IST): 49 M
6. Frankfurt (FRA): 45 M
7. Madrid (MAD): 36 M
8. Doha (DOH): 36 M
9. Singapore (SIN): 32 M
10. London (GAT): 30 M

Busiest Airports by Total Passengers

1. Atlanta (ATL): 94 M
2. Dallas (DFW): 73 M
3. Denver (DEN): 69 M
4. Chicago (ORD): 68 M
5. Dubai (DXB): 66 M
6. Los Angeles (LAX): 66M
7. Istanbul (IST): 64 M
8. London (LHR): 62 M
9. New Delhi (DEL): 59 M
10. Paris (CDG) 57 M

Additional Metrics



Global Corporate Tax Rates

1. UAE: 0%
2. Ireland: 12.5%
3. Hong Kong: 16.5%
4. Singapore: 17%
5. United Kingdom: 19%
6. Finland: 20%
7. Sweden: 20.6%
8. Denmark: 22%
9. Indonesia: 22%
10. Egypt: 23%
11. Israel: 23%
12. Malaysia: 24%
13. Spain: 25%
14. China: 25%
15. Netherlands: 26%
16. United States: 26%
17. France: 26%
18. Canada: 26%
19. Korea: 28%
20. Japan: 30%
21. Germany: 30%
22. India: 30%
23. Nigeria: 30%
24. Mexico: 30%
25. Australia: 30%
26. Kenya: 30%
27. Brazil: 34%
28. Columbia: 35%

English Proficiency Index

- | | | |
|--------------------|-----------------------|----------------------|
| 1. Amsterdam: 673 | 10. Barcelona: 585 | 19. Delhi: 523 |
| 2. Copenhagen: 664 | 11. Seoul: 580 | 20. Jakarta: 523 |
| 3. Munich: 648 | 12. Kuala Lumpur: 579 | 21. Tokyo: 522 |
| 4. Singapore: 642 | 13. Hong Kong: 561 | 22. Bangalore: 516 |
| 5. Stockholm: 637 | 14. Lagos: 559 | 23. Dubai: 508 |
| 6. Helsinki: 635 | 15. Shanghai: 549 | 24. Mexico City: 507 |
| 7. Berlin: 592 | 16. Beijing: 549 | 25. Bogota: 503 |
| 8. Nairobi: 585 | 17. Mumbai: 546 | 26. Tel Aviv: 472 |
| 9. Paris: 585 | 18. Sao Paulo: 532 | |

Very High

EF EPI score **600+**

- Use nuanced and appropriate language in social situations
- Read advanced texts with ease
- Negotiate a contract with a native English speaker

High proficiency

EF EPI score **550 - 599**

- Make a presentation at work
- Understand TV shows
- Read a newspaper

Moderate proficiency

EF EPI score **500 - 549**

- Participate in meetings in one's area of expertise
- Understand song lyrics
- Write professional emails on familiar subjects

Low proficiency

EF EPI score **450 - 499**

- Navigate an English-speaking country as a tourist
- Engage in small talk with colleagues
- Understand simple emails from colleagues

Happiest Countries in the World

1. Finland
2. Denmark
3. Iceland
4. Israel
5. Netherlands
6. Sweden
7. Norway
8. Switzerland
9. Luxembourg
10. New Zealand
11. Austria
12. Australia
13. Canada
14. Ireland
15. United States
16. Germany
17. Belgium
18. Czech Republic
19. United Kingdom
20. Lithuania



Global Livability Index

Most Liveable

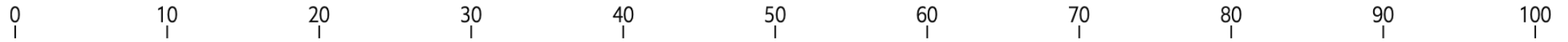
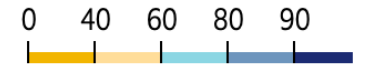
1. Vienna: 98.4
2. Copenhagen: 98
3. Melbourne: 97.7
4. Sydney: 97.4
5. Vancouver: 97.3
6. Zurich: 97.1
7. Calgary: 96.8
8. Geneva: 96.8
9. Toronto: 96
10. Auckland: 96

Least Liveable

1. Damascus: 30.7
2. Tripoli: 40.1
3. Algiers: 42
4. Lagos: 42.2
5. Karachi: 42.5
6. Port Moresby: 43.4
7. Dhaka: 43.8
8. Harare: 43.8
9. Kyiv: 44.0
10. Douala: 46.4

City liveability index, 2023

Score out of 100*



Western Europe



North America



Asia & Australasia



Latin America & the Caribbean



Sub-Saharan Africa



Eastern Europe

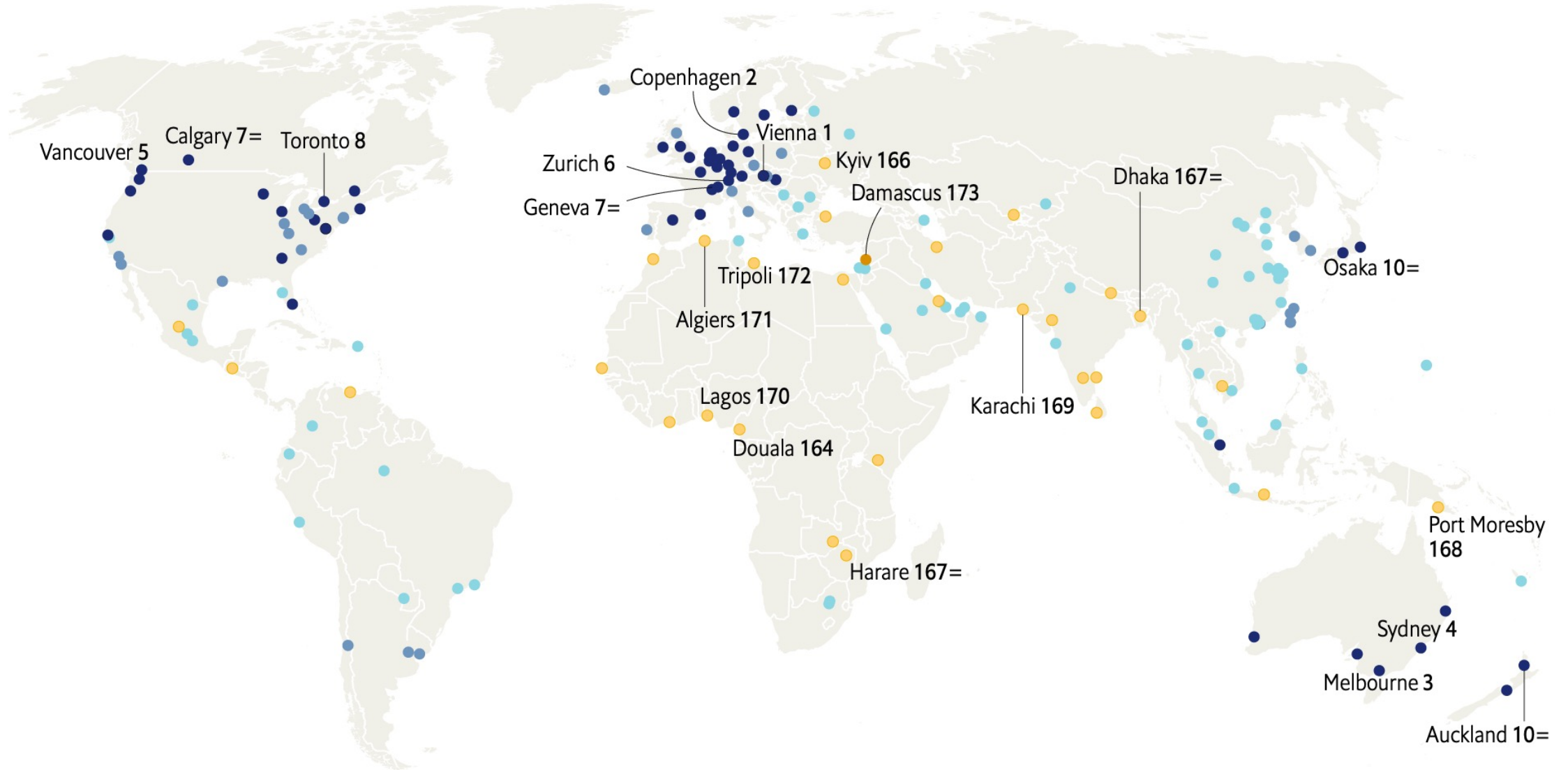
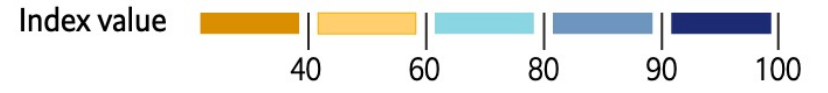


Middle East & North Africa



City liveability index, March 2023

Rank out of 173, 1=most liveable



College Ranking Data





Top 10 University Startup Competitions

- MIT \$100K Competition
 - 3 Unicorns
- Northwestern VentureCat
 - 1 Unicorn
- Rice Business Plan Competition
 - 1 Unicorn
- U Chicago New Venture Challenge
 - 1 Unicorn
- UC Launch Accelerator
 - 1 Unicorn, 2 YC companies

- Carnegie Mellon New Venture Challenge
- Stanford BASES \$100K Startup Challenge
- UT Austin Texas Venture Labs Competition
- TCU Richard Barrentine Values and Venture Competition
- UVA Entrepreneurship Cup



Top 10 Universities for Producing Entrepreneurs

1. Stanford
2. University of California - Berkeley
3. Harvard University
4. MIT
5. University of Pennsylvania
6. Cornell University
7. University of Michigan
8. Tel Aviv University
9. University of Texas Austin
10. Yale University



Top 10 University Entrepreneurship Programs

1. Washington University
2. University of Michigan
3. Esade School
4. Babson College
5. London Business School
6. Arizona State University
7. Rice University
8. IE Business School
9. UC San Diego
10. Harvard Business School



Entrepreneurship Program Ranking Methods (Most to Least Significant)

1. Percent of MBA's launching business during or immediately after program
2. Percent of elective courses explicitly focused on entrepreneurship or innovation
3. Number of members in main entrepreneurship club
4. Incubator or accelerator space available
5. Availability of entrepreneurs in residence
6. Startup money available
7. Percent of recent MBA graduates joining early-stage startups
8. Percent of MBA faculty involved in startups
9. Number of mentors available



Top 10 Largest College Endowments

1. Harvard University: \$53 Billion
2. Yale University: \$43 Billion
3. Stanford University: \$37.8 Billion
4. Princeton University: \$37 Billion
5. MIT: \$27 Billion
6. University of Pennsylvania: \$20 Billion
7. Notre Dame: \$18 Billion
8. Texas A&M: \$17 Billion
9. University of Michigan: \$17 Billion
10. Washington University (STL): \$14 Billion

Top 10 Endowments per Student

- | | |
|--|---|
| 1. Princeton University (5,321)
\$3,294,093 | 6. MIT (4,638)
\$1,658,383 |
| 2. Soka University (435)
\$2,912,427 | 7. Pomona College (1,764)
\$1,473,560 |
| 3. Yale University (6,536)
\$2,171,458 | 8. Amherst College (1,971)
\$1,449,236 |
| 4. Stanford University (7,645)
\$1,890,921 | 9. Grinnell College (1,748)
\$1,422,278 |
| 5. Harvard University (7,153)
\$1,745,235 | 10. Swarthmore College (1,651)
\$1,393,158 |



Highest Cost of Attendance for Public Universities

1. University of Michigan: \$75,638
2. University of California, Berkley: \$66,709
3. University of Virginia: \$66,888
4. University of California, Los Angeles: \$66,862
5. University of Texas, Austin: \$64,366
6. University of Washington: \$64,172
7. Georgia Institute of Technology: \$64,156
8. University of Illinois: \$64,008
9. University of California, San Diego: \$63,984
10. University of Wisconsin: \$63,820



Highest Tuition Cost for Private Universities

1. Kenyon University: \$66,490
2. Franklin & Marshall College: \$65,844
3. Tufts University: \$65,222
4. Brown University: \$65,146
5. Colorado College: \$65,028
6. Vassar College: \$64,800
7. University of Southern California: \$64,726
8. Colgate University: \$64,290
9. Boston College: \$64,176
10. Amherst College (MA): \$64,100

Top 10 Largest On-Campus Enrollment

1. Arizona State University: 64,716
2. University of Central Florida: 60,075
3. Texas A&M University: 56,723
4. Liberty University: 48,135
5. Ohio State University: 47,106
6. Florida International University: 46,079
7. University of Maryland: 45,100
8. University of Texas Austin: 40,916
9. Penn State: 40,600
10. Utah Valley University: 40,542



Top 10 Largest Online Enrollment

1. University of Phoenix: 500,000+ students
2. Grand Canyon University: 160,000+ students
3. Southern New Hampshire University: 150,000+ students
4. Arizona State University: 110,000+ students
5. Liberty University: 100,000+ students
6. Brandman University: 80,000+ students
7. Pearson Online: 70,000+ students
8. Keiser University: 60,000+ students
9. Thomas Edison State University: 50,000+ students
10. Kaplan University: 40,000+ students

Top 10 Fastest growing Colleges

Rank	University	Fall 2009	Fall 2019	% increase
1.	U. of California at Merced	3,414	8,847	159.1%
2.	U. of Texas at Dallas	15,783	29,543	87.2%
3.	Georgia Institute of Technology	20,291	36,302	78.9%
4.	Rowan U.	11,006	19,618	78.2%
5.	Utah State U.	15,612	27,810	78.1%
6.	U. of Texas at Arlington	28,085	48,635	73.2%
7.	U. of Texas-Rio Grande Valley	18,337	29,113	58.8%
8.	U. of Texas at Tyler	6,201	9,617	55.1%
9.	Florida International U.	39,610	58,711	48.2%
10.	Oregon State U.	21,950	31,719	44.5%